

SOUTHERN OKLAHOMA TECHNOLOGY CENTER  
DISTRICT 20

*SCHOOL BUDGET FINANCING PLAN*

*FOR APPROPRIATED FUNDS*

*FISCAL YEAR 2019-2020*

ADOPTED BY:

VT-20, CARTER COUNTY, BOARD OF EDUCATION

Robert Thomason, President  
Dana Gossvener, Vice President  
Bill Coleman, Clerk  
Georganne Westfall, Member  
Richard Chadwick, Member

RECEIVED  
JUN 24 2019  
State Auditor  
and Inspector

## **TABLE OF CONTENTS**

<b><u>Contents</u></b>	<b><u>Page</u></b>
• <b>President's Message</b>	<b>1</b>
• <b>Letter of Transmittal</b>	<b>2</b>
• <b>Notice of Public Hearing</b>	<b>3</b>
• <b>Summary of Appropriated Revenues (Publication)</b>	<b>3</b>
• <b>Summary of Appropriated Expenditures (Publication)</b>	<b>4</b>
• <b>Affidavit of Publication</b>	<b>5</b>
• <b>Budget Financing Plan (Fiscal Year 2019-2020)</b>	<b>6</b>
<b>Summary of Estimated Revenue</b>	<b>7</b>
<b>Summary of Estimated Expenditures</b>	<b>8</b>
• <b>Summary of All Appropriated Funds</b>	<b>9</b>
<b>Revenue Summary</b>	<b>10</b>
<b>Expenditure Summary</b>	<b>11</b>
• <b>General Fund</b>	<b>12</b>
<b>Revenue</b>	<b>13</b>
<b>Expenditures</b>	<b>14</b>
• <b>Building Fund</b>	<b>15</b>
<b>Revenue</b>	<b>16</b>
<b>Expenditures</b>	<b>17</b>
• <b>Expendable Trust (80) Gifts &amp; Endowments</b>	<b>18</b>
<b>Revenue</b>	<b>19</b>
<b>Expenditures</b>	<b>20</b>
• <b>Sinking Fund</b>	<b>21</b>
<b>Revenue</b>	<b>22</b>
<b>Expenditures</b>	<b>23</b>
• <b>Adoption of Budget</b>	<b>24</b>
• <b>Certificate of Excise Board</b>	<b>25</b>
<b>Estimate of Needs</b>	<b>26</b>
<b>Levy Sheet</b>	<b>27</b>

JUNE 13, 2019

**SOUTHERN OKLAHOMA TECHNOLOGY CENTER**  
2610 Sam Noble Parkway  
Ardmore, OK 73401-2100  
(405)223-2070

**BOARD OF EDUCATION**


**TO THE TAXPAYERS OF SOUTHERN OKLAHOMA TECHNOLOGY CENTER,  
DISTRICT VT-20**

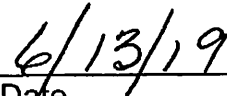
The Board of Education of SOUTHERN OKLAHOMA TECHNOLOGY CENTER District VT-20, Ardmore, Oklahoma, as authorized by Oklahoma Statutes (Section 5-150 of the School District Budget Act), the Budget for VT-20, SOUTHERN OKLAHOMA TECHNOLOGY CENTER District for fiscal year 2019-2020.

The 2019-2020 School Budget, dated JUNE 13, 2019 was prepared under the direction of the SOUTHERN OKLAHOMA TECHNOLOGY CENTER District VT-20, Board of Education.

The members are:

Robert Thomason, President  
Dana Gossvener, Vice President  
Bill Coleman, Clerk  
Georganne Westfall, Member  
Richard Chadwick, Member

  
\_\_\_\_\_  
Robert Thomason, President


  
\_\_\_\_\_  
Date

**TO THE SOUTHERN OKLAHOMA TECHNOLOGY CENTER  
DISTRICT VT-20, BOARD OF EDUCATION**

The SOUTHERN OKLAHOMA TECHNOLOGY CENTER District VT-20, Fiscal Year 2019-2020 Financial Plan of appropriated funds is herewith submitted for the approval of the Board of Education under the authority of a Resolution by the Board of Education dated JULY 8, 1998, in accordance with the Oklahoma School District Budget Act. The budget herein presented required 10 mills of ad valorem taxation for the General Fund, and 4.5 mills of ad valorem taxation for the Building Fund in Carter, Garvin, Jefferson, Johnston, Murray, Stephens, and Love Counties.

The total budget of appropriated funds equals \$16,937,265.25 which includes \$12,164,087.51 for the General Fund and \$4,773,177.74 for the Building Fund.

The 2019-2020 Annual Budget, is presented to the SOUTHERN OKLAHOMA TECHNOLOGY CENTER District VT-20, Board of Education for their adoption.



---

Bill Coleman, Clerk

**NOTICE OF PUBLIC HEARING  
SOUTHERN OKLAHOMA TECHNOLOGY CENTER**

Notice is hereby given that the Southern Oklahoma Technology Center District 20 Board of Education will hold a Public Hearing beginning at **11:30 am on the 13th day of June, 2019**, for the purpose of accepting comments and for holding an open discussion, including answering of questions, on the following proposed Southern Oklahoma Technology Center District 20, 2019-20 Budget. The hearing will be held in the Board Room, 2610 Sam Noble Parkway, Ardmore, OK 73401.

Dated at Ardmore Oklahoma this 23rd day of May, 2019.

**SOUTHERN OKLAHOMA TECHNOLOGY CENTER - DISTRICT 20  
SUMMARY OF ESTIMATED REVENUES**

Fiscal Year 2019-2020

<u>REVENUE SOURCES</u>	APPROPRIATED FUNDS			TOTAL APPROPRIATED FUNDS
	GENERAL FUND	BUILDING FUND	SINKING FUND	
<b>LOCAL SOURCES OF REVENUES:</b>				
1000 District Sources of Revenue:				
1110 Ad valorem Tax Levy (current)	6,124,214.30	2,720,939.10	-	8,845,153.40
1200 Tuition and Fees	497,744.00	-	-	497,744.00
1300 Earnings on Investments & Bond Sales	25,000.00	15,000.00	-	40,000.00
1400 Rentals, Disposals and Commissions	13,450.00	-	-	13,450.00
1500 Reimbursements	40,000.00	-	-	40,000.00
1600 Other Sources of Local Revenue	168,519.00	-	-	168,519.00
<b>TOTAL LOCAL SOURCES OF REVENUE</b>	<b>6,868,927.30</b>	<b>2,735,939.10</b>	<b>-</b>	<b>9,604,866.40</b>
<b>STATE SOURCES OF REVENUES:</b>				
3000 State Sources of Revenue:				
3100 Dedicated Revenues				
3892 Education Lottery	-	-	-	-
3810 Formula Operations	1,789,326.00	-	-	1,789,326.00
3852 TANF	-	-	-	-
3814 National Board Certified (CTE)	15,000.00	-	-	15,000.00
3830 BIS Training (Existing Industry & TIPS)	85,836.00	-	-	85,836.00
3690 Okla Highway Safety (Motorcycle Education)	5,067.39	-	-	5,067.39
3880 Dropout Recovery	-	-	-	-
3800 Total State Vocational Programs	1,895,229.39	-	-	1,895,229.39
<b>TOTAL STATE SOURCES OF REVENUES</b>	<b>1,895,229.39</b>	<b>-</b>	<b>-</b>	<b>1,895,229.39</b>
<b>FEDERAL SOURCES OF REVENUES:</b>				
4000 Federal Sources of Revenue:				
4820 Carl Perkins Voc & Applied Tech Act	160,197.00	-	-	160,197.00
4828 Tech Centers That Work	12,000.00	-	-	12,000.00
4613 TANF	-	-	-	-
<b>TOTAL FEDERAL SOURCES OF REVENUES</b>	<b>172,197.00</b>	<b>-</b>	<b>-</b>	<b>172,197.00</b>
<b>TOTAL REVENUE</b>	<b>8,936,353.69</b>	<b>2,735,939.10</b>	<b>-</b>	<b>11,672,292.79</b>
Fund Balance	3,227,733.82	2,037,238.64	-	5,264,972.46
<b>TOTAL ALL SOURCES</b>	<b>12,164,087.51</b>	<b>4,773,177.74</b>	<b>-</b>	<b>16,937,265.25</b>

**SOUTHERN OKLAHOMA TECHNOLOGY CENTER - DISTRICT 20  
SUMMARY OF ESTIMATED EXPENDITURES**

Fiscal Year 2019-2020

<u>PROPOSED EXPENDITURES</u>	APPROPRIATED FUNDS			APPROPRIATED FUNDS
	GENERAL FUND	BUILDING FUNDS	SINKING FUND	
1000 INSTRUCTION:	423,464.61	-	-	423,464.61
1500 CLIENT BASED PROGRAMS	189,432.50	-	-	189,432.50
1700 CAREER CLUSTERS	3,634,814.03	-	-	3,634,814.03
<b>2000 SUPPORT SERVICES:</b>				
2100 Support Services - Students	619,788.23	-	-	619,788.23
2200 Support Services - Instructional Staff	415,626.13	-	-	415,626.13
2300 Support Services - General Administration	433,610.79	-	-	433,610.79
2400 Support Services - School Administration	1,550,355.16	-	-	1,550,355.16
2500 Support Services - Business	1,269,573.25	221,563.00	-	1,491,136.25
2600 Operation & Maint of Plant Services	680,894.71	1,172,591.68	-	1,853,486.39
2700 Student Transportation Services	207,775.77	240,500.00	-	448,275.77
<b>TOTAL SUPPORT SERVICES</b>	<b>5,177,624.04</b>	<b>1,634,654.68</b>	<b>-</b>	<b>6,812,278.72</b>
<b>3000 OPERATION OF NON-INSTRUCTION SERVICES:</b>				
3100 Child Nutrition Programs Operations	-	-	-	-
3200 Other Enterprise Service Operations	329,846.15	-	-	329,846.15
3300 Community Service Operations	-	-	-	-
<b>TOTAL OPERATION OF NON-INSTRUCTIONAL SERVICES</b>	<b>329,846.15</b>	<b>-</b>	<b>-</b>	<b>329,846.15</b>
<b>4000 FACILITIES ACQUISITION AND CONSTRUCTION SERVICES:</b>				
4200 Land Acquisition Services	-	-	-	-
4300 Site Improvement Services	-	-	-	-
4400 Architecture and Engineering Services	-	187,000.00	-	187,000.00
4600 Building Acquisition and Construction	-	-	-	-
4700 Building Improvement Services	-	1,650,000.00	-	1,650,000.00
4900	-	-	-	-
<b>TOTAL FACIL ACQ &amp; CONST SERV</b>	<b>-</b>	<b>1,837,000.00</b>	<b>-</b>	<b>1,837,000.00</b>
<b>5000 OTHER OUTLAYS:</b>				
5100 Debt Service	-	-	-	-
5200 Reimbursements	200.00	-	-	200.00
5300 Clearing Account	-	-	-	-
5600 Correcting Entry	-	-	-	-
5800 Reserve for Contingency	-	-	-	-
5900 Reserve for Under - Collection	-	-	-	-
Cash Forward	-	-	-	-
<b>7200 Student Aid</b>	<b>-</b>	<b>-</b>	<b>-</b>	<b>200.00</b>
7900 Non-Program Charges	156,791.46	-	-	156,791.46
7999 Contingency	2,251,914.72	1,301,523.06	-	3,553,437.78
<b>TOTAL USES</b>	<b>12,164,087.51</b>	<b>4,773,177.74</b>	<b>-</b>	<b>16,937,265.25</b>

**AFFIDAVIT OF PUBLICATION**

**The Ardmoreite**

117 West Broadway  
Ardmore, OK 73401  
(580) 223-2200

State of Oklahoma

I, KATHY KEETON, of lawful age, being duly sworn upon oath, deposed and says: That I am the Clerk of the Daily Ardmoreite, a daily newspaper printed and published in the City of Ardmore, County of Carter, and State of Oklahoma, and that the advertisement referred to, upon which a true and printed copy is hereunto attached, was published in said Ardmoreite in consecutive issues on the following dates:

1<sup>st</sup> insertion                                  05/23/19  
2<sup>nd</sup> insertion  
3<sup>rd</sup> insertion  
4<sup>th</sup> insertion

That said newspaper has been published continuously and uninterruptedly in said county during a period of one-hundred and four consecutive weeks prior to the publication of the attached notice or advertisement; that it has been admitted to the United States mail as publication (second-class) mail matter, that it has a general paid circulation, and publishes news of general interest, and otherwise conforms with all of the statutes of the State of Oklahoma governing legal publication.

Legal No. 29352                                  Case No.

Publication Fee: \$310.10

Kathy Keeton, Authorized Agent

SUBSCRIBED and sworn to before me on the

23rd day of MAY, 2019.

Commission No: 13000405

Expires: 01/11/2021

Kathy Worley



**SOUTHERN OKLAHOMA TECHNOLOGY CENTER  
DISTRICT 20**

**BUDGET FINANCING PLAN  
FISCAL YEAR 2019-2020**



**SOUTHERN OKLAHOMA TECHNOLOGY CENTER - DISTRICT 20  
SUMMARY OF ESTIMATED REVENUES**

Fiscal Year 2019-2020

REVENUE SOURCES	GOVERNMENTAL FUNDS			TRUST AND AGENCY	SINKING FUND	TOTAL SUMMARY BY FUND
	GENERAL FUND	SPECIAL REVENUE				
<b>LOCAL SOURCES OF REVENUES:</b>						
1000 District Sources of Revenue:						
1110 Ad valorem Tax Levy (current)	6,124,214.30	2,720,939.10	-	-	8,845,153.40	
1120 Ad Valorem Tax Levy (prior)	-	-	-	-	-	
1130 Revenue In Lieu of Taxes	-	-	-	-	-	
1200 Tuition and Fees	497,744.00	-	-	-	497,744.00	
1300 Earnings on Investments & Bond Sales	25,000.00	15,000.00	-	-	40,000.00	
1400 Rentals, Disposals and Commissions	13,450.00	-	-	-	13,450.00	
1500 Reimbursements	40,000.00	-	-	-	40,000.00	
1600 Other Sources of Local Revenue	168,519.00	-	-	-	168,519.00	
<b>TOTAL LOCAL SOURCES OF REVENUE</b>	<b>6,868,927.30</b>	<b>2,735,939.10</b>	<b>-</b>	<b>-</b>	<b>9,604,866.40</b>	
<b>STATE SOURCES OF REVENUES:</b>						
3000 State Sources of Revenue:						
3100 Dedicated Revenues						
3160 Farm Implement Tax Stamps	-	-	-	-	-	
3892 Education Lottery	-	-	-	-	-	
3810 Formula Operations	1,789,326.00	-	-	-	1,789,326.00	
3852 TANF	-	-	-	-	-	
3814 National Board Certified (CTE)	15,000.00	-	-	-	15,000.00	
3833 BIS Training (Industry Specific/Safety)	85,836.00	-	-	-	85,836.00	
3690 Okla Highway Safety (Motorcycle Educatio	5,067.39	-	-	-	5,067.39	
3840 Adult Training (Safety/Firefighting)	-	-	-	-	-	
3848 Safety Grant	-	-	-	-	-	
3860 Other State Voc Aid (Existing Ind)	-	-	-	-	-	
3880 Dropout Recovery	-	-	-	-	-	
3800 Total State Vocational Programs	1,895,229.39	-	-	-	1,895,229.39	
<b>TOTAL STATE SOURCES OF REVENUES</b>	<b>1,895,229.39</b>	<b>-</b>	<b>-</b>	<b>-</b>	<b>1,895,229.39</b>	
<b>FEDERAL SOURCES OF REVENUES:</b>						
4000 Federal Sources of Revenue:						
4120 FEMA-Federal Emergency Management Act	-	-	-	-	-	
4595 ARRA-College Alliance	-	-	-	-	-	
4820 Carl Perkins Voc & Applied Tech Act	160,197.00	-	-	-	160,197.00	
4821 MSC Carl Perkins Secondary	-	-	-	-	-	
4828 Tech Centers That Work	12,000.00	-	-	-	12,000.00	
4830 Other Federal Vocational Aid	-	-	-	-	-	
4870 Federal Student Financial Aids	-	-	-	-	-	
4613 TANF	-	-	-	-	-	
<b>TOTAL FEDERAL SOURCES OF REVENUES</b>	<b>172,197.00</b>	<b>-</b>	<b>-</b>	<b>-</b>	<b>172,197.00</b>	
5000 Non-Revenue Receipts:						
5112 Proceeds From Sale of Bond	-	-	-	-	-	
<b>TOTAL REVENUE</b>	<b>8,936,353.69</b>	<b>2,735,939.10</b>	<b>-</b>	<b>-</b>	<b>11,672,292.79</b>	
Fund Balance (Includes \$1,100,000. Corpus)	3,227,733.82	2,037,238.64	1,883,767.05	-	7,148,739.51	
6130 Prior Year Lapsed Appropriations	-	-	-	-	-	
6200 Transfer of Funds	-	-	-	-	-	
<b>TOTAL ALL SOURCES</b>	<b>12,164,087.51</b>	<b>4,773,177.74</b>	<b>1,883,767.05</b>	<b>-</b>	<b>18,821,032.30</b>	

**SOUTHERN OKLAHOMA TECHNOLOGY CENTER - DISTRICT 20  
SUMMARY OF ESTIMATED EXPENDITURES**

Fiscal Year 2019-2020

<u>PROPOSED EXPENDITURES</u>		GOVERNMENTAL FUNDS				TOTAL
		GENERAL FUND	SPECIAL FUND	TRUST AND AGENCY	SINKING FUND	SUMMARY BY FUND
1000	<b>INSTRUCTION:</b>	423,464.61	-	-	-	423,464.61
1500	<b>CLIENT BASED PROGRAMS</b>	189,432.50	-	-	-	189,432.50
1700	<b>CAREER CLUSTERS</b>	3,834,814.03	-	-	-	3,834,814.03
2000	<b>SUPPORT SERVICES:</b>					
2100	Support Services - Students	619,788.23	-	-	-	619,788.23
2200	Support Services - Instructional Staff	415,626.13	-	-	-	415,626.13
2300	Support Services - General Administration	433,610.79	-	88,800.00	-	522,410.79
2400	Support Services - School Administration	1,550,355.16	-	-	-	1,550,355.16
2500	Support Services - Business	1,269,573.25	221,563.00	12,050.00	-	1,503,186.25
2600	Operation & Maint of Plant Services	680,894.71	1,172,591.68	-	-	1,853,486.39
2700	Student Transportation Services	207,776.77	240,500.00	-	-	448,276.77
2800	Support Services - Central	-	-	-	-	-
2900	Support Services - Other	-	-	-	-	-
<b>TOTAL SUPPORT SERVICES</b>		5,177,624.04	1,634,654.68	100,850.00	-	6,913,128.72
3000	<b>OPERATION OF NON-INSTRUCTION SERVICES:</b>					
3100	Child Nutrition Programs Operations	-	-	-	-	-
3200	Other Enterprise Service Operations	329,846.15	-	-	-	329,846.15
3300	Community Service Operations	-	-	-	-	-
<b>TOTAL OPERATION OF NON-INSTRUCTIONAL SERVICES</b>		329,846.15	-	-	-	329,846.15
4000	<b>FACILITIES ACQUISITION AND CONSTRUCTION SERVICES:</b>					
4200	Land Acquisition Services	-	-	-	-	-
4300	Site Improvement Services	-	-	-	-	-
4400	Architecture and Engineering Services	-	187,000.00	-	-	187,000.00
4600	Building Acquisition and Construction	-	-	-	-	-
4700	Building Improvement Services	-	1,650,000.00	-	-	1,650,000.00
4900		-	-	-	-	-
<b>TOTAL FACIL ACQ &amp; CONST SERV</b>		-	1,837,000.00	-	-	1,837,000.00
5000	<b>OTHER OUTLAYS:</b>					
5100	Debt Service	-	-	-	-	-
5200	Reimbursements	200.00	-	-	-	200.00
5300	Clearing Account	-	-	-	-	-
5600	Correcting Entry	-	-	-	-	-
5800	Reserve for Contingency	-	-	-	-	-
5900	Reserve for Under - Collection Cash Forward	-	-	-	-	-
<b>7200 Student Aid</b>		200.00	-	-	-	200.00
7900	Non-Program Charges	156,791.46	-	-	-	156,791.46
7999	Contingency	2,251,914.72	1,301,523.06	1,782,917.05	-	5,336,354.83
<b>TOTAL USES</b>		12,164,087.51	4,773,177.74	1,883,767.05	-	18,821,032.30

**SUMMARY OF ALL APPROPRIATED FUNDS**  
**FISCAL YEAR 2019-2020**

**SOUTHERN OKLAHOMA TECHNOLOGY CENTER - DISTRICT 20  
SUMMARY OF ESTIMATED REVENUES**

Fiscal Year 2019-2020

REVENUE SOURCES	APPROPRIATED FUNDS			TOTAL APPROPRIATED FUNDS
	GENERAL FUND	BUILDING FUND	SINKING FUND	
<b>LOCAL SOURCES OF REVENUES:</b>				
1000 District Sources of Revenue:				
1110 Ad valorem Tax Levy (current)	6,124,214.30	2,720,939.10	-	8,845,153.40
1120 Ad Valorem Tax Levy (prior)	-	-	-	-
1130 Revenue In Lieu of Taxes	-	-	-	-
1200 Tuition and Fees	497,744.00	-	-	497,744.00
1300 Earnings on Investments & Bond Sales	25,000.00	15,000.00	-	40,000.00
1400 Rentals, Disposals and Commissions	13,450.00	-	-	13,450.00
1500 Reimbursements	40,000.00	-	-	40,000.00
1600 Other Sources of Local Revenue	168,519.00	-	-	168,519.00
<b>TOTAL LOCAL SOURCES OF REVENUE</b>	<b>6,868,927.30</b>	<b>2,735,939.10</b>	<b>-</b>	<b>9,604,866.40</b>
<b>STATE SOURCES OF REVENUES:</b>				
3000 State Sources of Revenue:				
3100 Dedicated Revenues				
3160 Farm Implement Tax Stamps	-	-	-	-
3892 Education Lottery	-	-	-	-
3810 Formula Operations	1,789,326.00	-	-	1,789,326.00
3852 TANF	-	-	-	-
3814 National Board Certified (CTE)	15,000.00	-	-	15,000.00
3833 BIS Training (Industry Specific/Safety)	85,836.00	-	-	85,836.00
3890 Okla Highway Safety (Motorcycle Education)	5,067.39	-	-	5,067.39
3840 Adult Training (Safety/Firefighting)	-	-	-	-
3848 Safety Grant	-	-	-	-
3860 Other State Voc Aid (Existing Ind)	-	-	-	-
3860 Dropout Recovery	-	-	-	-
3800 Total State Vocational Programs	1,895,229.39	-	-	1,895,229.39
<b>TOTAL STATE SOURCES OF REVENUES</b>	<b>1,895,229.39</b>	<b>-</b>	<b>-</b>	<b>1,895,229.39</b>
<b>FEDERAL SOURCES OF REVENUES:</b>				
4000 Federal Sources of Revenue:				
4120 FEMA-Federal Emergency Management Act	-	-	-	-
4595 ARRA-College Alliance	-	-	-	-
4820 Carl Perkins Voc & Applied Tech Act	160,197.00	-	-	160,197.00
4821 MSC Carl Perkins Secondary	-	-	-	-
4828 Tech Centers That Work	12,000.00	-	-	12,000.00
4830 Other Federal Vocational Aid	-	-	-	-
4870 Federal Student Financial Aids	-	-	-	-
4813 TANF	-	-	-	-
<b>TOTAL FEDERAL SOURCES OF REVENUES</b>	<b>172,197.00</b>	<b>-</b>	<b>-</b>	<b>172,197.00</b>
5000 Non-Revenue Receipts:				
5112 Proceeds From Sale of Bond	-	-	-	-
<b>TOTAL REVENUE</b>	<b>8,936,353.69</b>	<b>2,735,939.10</b>	<b>-</b>	<b>11,672,292.79</b>
Fund Balance	3,227,733.82	2,037,238.64	-	5,264,972.46
(Includes \$1,100,000. Corpus)				
6130 Prior Year Lapsed Appropriations	-	-	-	-
6200 Transfer of Funds	-	-	-	-
<b>TOTAL ALL SOURCES</b>	<b>12,164,087.51</b>	<b>4,773,177.74</b>	<b>-</b>	<b>16,937,265.25</b>

**SOUTHERN OKLAHOMA TECHNOLOGY CENTER - DISTRICT 20  
SUMMARY OF ESTIMATED EXPENDITURES**

Fiscal Year 2019-2020

<u>PROPOSED EXPENDITURES</u>		<u>APPROPRIATED FUNDS</u>			<u>APPROPRIATED FUNDS</u>
		<u>GENERAL FUND</u>	<u>BUILDING FUNDS</u>	<u>SINKING FUND</u>	
1000	<b>INSTRUCTION:</b>	423,484.61	-	-	423,484.61
1500	<b>CLIENT BASED PROGRAMS</b>	189,432.50	-	-	189,432.50
1700	<b>CAREER CLUSTERS</b>	3,834,814.03	-	-	3,834,814.03
2000	<b>SUPPORT SERVICES:</b>				
2100	Support Services - Students	619,788.23	-	-	619,788.23
2200	Support Services - Instructional Staff	415,826.13	-	-	415,826.13
2300	Support Services - General Administration	433,810.79	-	-	433,810.79
2400	Support Services - School Administration	1,550,355.16	-	-	1,550,355.16
2500	Support Services - Business	1,289,573.25	221,563.00	-	1,491,136.25
2600	Operation & Maint of Plant Services	680,894.71	1,172,591.68	-	1,853,486.39
2700	Student Transportation Services	207,775.77	240,500.00	-	448,275.77
2800	Support Services - Central	-	-	-	-
2800	Support Services - Other	-	-	-	-
<b>TOTAL SUPPORT SERVICES</b>		<b>5,177,824.04</b>	<b>1,634,654.68</b>	<b>-</b>	<b>6,812,278.72</b>
3000	<b>OPERATION OF NON-INSTRUCTION SERVICES:</b>				
3100	Child Nutrition Programs Operations	-	-	-	-
3200	Other Enterprise Service Operations	329,846.15	-	-	329,846.15
3300	Community Service Operations	-	-	-	-
<b>TOTAL OPERATION OF NON-INSTRUCTIONAL SERVICES</b>		<b>329,846.15</b>	<b>-</b>	<b>-</b>	<b>329,846.15</b>
4000	<b>FACILITIES ACQUISITION AND CONSTRUCTION SERVICES:</b>				
4200	Land Acquisition Services	-	-	-	-
4300	Site Improvement Services	-	-	-	-
4400	Architecture and Engineering Services	-	187,000.00	-	187,000.00
4600	Building Acquisition and Construction	-	-	-	-
4700	Building Improvement Services	-	1,650,000.00	-	1,650,000.00
4900		-	-	-	-
<b>TOTAL FACIL ACQ &amp; CONST SERV</b>		<b>-</b>	<b>1,837,000.00</b>	<b>-</b>	<b>1,837,000.00</b>
5000	<b>OTHER OUTLAYS:</b>				
5100	Debt Service	-	-	-	-
5200	Reimbursements	200.00	-	-	200.00
5300	Clearing Account	-	-	-	-
5600	Correcting Entry	-	-	-	-
5800	Reserve for Contingency	-	-	-	-
5900	Reserve for Under - Collection	-	-	-	-
	Cash Forward	-	-	-	-
<b>7200 Student Aid</b>		<b>-</b>	<b>-</b>	<b>-</b>	<b>200.00</b>
7900	Non-Program Charges	156,791.46	-	-	156,791.46
7999	Contingency	2,251,914.72	1,301,523.06	-	3,553,437.78
<b>TOTAL USES</b>		<b>12,164,087.51</b>	<b>4,773,177.74</b>	<b>-</b>	<b>16,937,265.25</b>

**GENERAL FUND**  
**FISCAL YEAR 2019-2020**

**SOUTHERN OKLAHOMA TECHNOLOGY CENTER - DISTRICT 20  
REVENUE SUMMARY**

<u>GENERAL FUND (11)</u>	<u>REVENUES FY 2017-2018</u>	<u>ESTIMATED REVENUES FY 2018-2019</u>	<u>ESTIMATED REVENUE FY 2019-2020</u>
<b>LOCAL SOURCES OF REVENUES:</b>			
1000 District Sources of Revenue:			
1110 Ad Valorem Tax Levy (current)	5,777,787.24	6,124,214.30	6,124,214.30
1120 Ad Valorem Tax Levy (prior)	765,836.95	645,950.16	0.00
1130 Revenue In Lieu of Taxes	0.00	1,183.01	0.00
1200 Tuition and Fees	505,393.40	588,835.35	497,744.00
1300 Earnings on Investments & Bond Sales	4,516.08	31,397.01	25,000.00
1400 Rentals, Disposals and Commissions	191,076.58	13,450.00	13,450.00
1500 Reimbursements	1,141.31	11,554.10	40,000.00
1600 Other Sources of Local Revenue	131,095.22	220,955.13	168,519.00
<b>TOTAL LOCAL SOURCES OF REVENUE</b>	<b>7,376,846.78</b>	<b>7,637,539.06</b>	<b>6,868,927.30</b>
<b>STATE SOURCES OF REVENUES:</b>			
3000 State Sources of Revenue:			
3100 Dedicated Revenues			
3160 Farm Implement Tax Stamps	2,659.60	1,721.14	0.00
3892 Education Lottery	150,000.00	0.00	0.00
3810 Formula Operations	1,528,303.00	1,789,326.00	1,789,326.00
3852 TANF	0.00	0.00	0.00
3412 National Board Certified (CTE)	15,000.00	15,000.00	15,000.00
3833 BIS Training (Industry Specific/Safety)	111,269.37	85,836.00	85,836.00
3690 Okla Highway Safety (Motorcycle Education)	14,412.51	21,992.94	5,067.39
3840 Adult Training (Firefighting & TIP)	28,133.12	31,954.78	0.00
3848 Safety Grant	0.00	0.00	0.00
3860 Other State Voc Aid	750.00	0.00	0.00
3880 Dropout Recovery	20,654.48	0.00	0.00
3800 Total State Vocational Programs	1,871,182.08	1,945,830.86	1,895,229.39
<b>TOTAL STATE SOURCES OF REVENUES</b>	<b>1,871,182.08</b>	<b>1,945,830.86</b>	<b>1,895,229.39</b>
<b>FEDERAL SOURCES OF REVENUES:</b>			
4000 Federal Sources of Revenue:			
4120 FEMA-Federal Emergency Management Act			
4595 ARRA-College Alliance	0.00	0.00	0.00
4820 Carl Perkins	186,417.64	161,092.84	160,197.00
4821 MSC Carl Perkins Post Secondary	0.00	0.00	0.00
4828 TCTW	0.00	10,597.76	12,000.00
4830 Other Federal Vocational Aid	0.00	0.00	0.00
4870 Federal Student Financial Aid	60.00	0.00	0.00
4852 TANF	20,635.65	0.00	0.00
<b>TOTAL FEDERAL SOURCES OF REVENUES</b>	<b>207,113.29</b>	<b>171,690.60</b>	<b>172,197.00</b>
5000 Non-Revenue Receipts:	0.00		
5112 Proceeds From Sale of Bond			
<b>TOTAL REVENUE</b>	<b>9,455,142.15</b>	<b>9,755,060.52</b>	<b>8,936,353.69</b>
Fund Balance	2,841,487.19	3,167,426.65	3,227,733.82
6130 Prior Year Lapsed Appropriations	90,452.82	17,297.56	0.00
6200 Transfer of Funds	92,040.73		0.00
<b>TOTAL ALL SOURCES</b>	<b>12,479,122.89</b>	<b>12,939,784.73</b>	<b>12,164,087.51</b>

**SOUTHERN OKLAHOMA TECHNOLOGY CENTER - DISTRICT 20  
EXPENDITURE SUMMARY**

<u>GENERAL FUND (11)</u>	<u>FY 2017-2018</u>	<u>ESTIMATED FY 2018-2019</u>	<u>PROPOSED FY 2019-2020</u>
1000 INSTRUCTION:	414,639.88	396,216.27	423,464.61
1500 CLIENT BASED PROGRAMS	180,674.25	232,223.80	189,432.50
1700 CAREER CLUSTERS	3,835,714.66	3,475,741.17	3,634,814.03
2000 SUPPORT SERVICES:			
2100 Support Services - Students	532,055.81	805,149.17	619,788.23
2200 Support Services - Instructional Staff	302,482.25	331,683.71	415,626.13
2300 Support Services - General Administration	369,270.80	402,317.80	433,610.79
2400 Support Services - School Administration	1,392,167.70	1,598,179.64	1,550,355.16
2500 Support Services - Business	1,125,370.55	1,251,124.61	1,269,573.25
2600 Operation & Maint of Plant Services	614,036.91	677,935.94	680,894.71
2700 Student Transportation Services	187,742.11	201,742.19	207,775.77
2800 Support Services - Central			-
2900 Support Services - Other			-
TOTAL SUPPORT SERVICES	4,523,126.13	5,268,133.06	5,177,624.04
3000 OPERATION OF NON-INSTRUCTION SERVICES:			
3100 Child Nutrition Programs Operations		0.00	0.00
3200 Other Enterprise Service Operations	268,569.86	327,256.61	329,846.15
3300 Community Service Operations		0.00	0.00
TOTAL OPERATION OF NON-INSTRUCTIONAL SERVICES	268,569.86	327,256.61	329,846.15
4000 FACILITIES ACQUISITION AND CONSTRUCTION SERVICES:			
4200 Land Acquisition Services			
4300 Site Improvement Services			
4400 Architecture and Engineering Services			
4600 Building Acquisition and Construction		0.00	0.00
4700 Building Improvement Services		0.00	0.00
4900 Contingency			
TOTAL FACIL ACQ & CONST SERV		0.00	0.00
5000 OTHER OUTLAYS:			
5100 Debt Service			
5200 Reimbursements			
5300 Clearing Account	200.00	200.00	200.00
5600 Correcting Entry (Refund)		0.00	0.00
5800 Reserve for Contingency		0.00	0.00
5900 Reserve for Under - Collection Cash Forward			
TOTAL OTHER OUTLAYS	200.00	200.00	200.00
7400 Non-Program Charges	71,473.90	12,280.00	156,791.46
7999 Contingency		0.00	2,251,914.72
TOTAL USES	9,294,398.68	9,712,050.91	12,164,087.51



**BUILDING FUND**

**FISCAL YEAR 2019-2020**

**SOUTHERN OKLAHOMA TECHNOLOGY CENTER - DISTRICT 20  
REVENUE SUMMARY**

<u>BUILDING FUND (21)</u>	<u>REVENUES FY 2017-2018</u>	<u>ESTIMATED REVENUES FY 2018-2019</u>	<u>ESTIMATED REVENUE FY 2019-2020</u>
<b>LOCAL SOURCES OF REVENUES:</b>			
1000 District Sources of Revenue:			
1110 Ad Valorem Tax Levy (current)	2,567,034.76	2,720,939.10	2,720,939.10
1120 Ad Valorem Tax Levy (prior)	332,865.37	278,810.85	0.00
1130 Revenue In Lieu of Taxes		0	
1200 Tuition and Fees			
1300 Earnings on Investments & Bond Sales	23,958.24	35,440.63	15,000.00
1400 Rentals, Disposals and Commissions			
1500 Reimbursements	-		0.00
1600 Other Sources of Local Revenue	242.60	1,235.15	0.00
<b>TOTAL LOCAL SOURCES OF REVENUE</b>	<b>2,924,100.97</b>	<b>3,036,425.73</b>	<b>2,735,939.10</b>
<b>STATE SOURCES OF REVENUES:</b>			
3000 State Sources of Revenue:			
3100 Dedicated Revenue:			
3160 Farm Implement Tax Stamps	988.37	673.86	
3892 Education Lottery			
3810 Formula Operations			
3852 TANF			
3814 National Board Certified (CTE)			
3833 BIS Training (Industry Specific/Safety)			
3860 Okla Highway Safety (Motorcycle Education)			
3840 Adult Training			
3848 Safety Grant		0	
3860 Other State Vocational Aid			
3880 Dropout Recovery			
3600 Total State Vocational Programs	0.00	0.00	0.00
<b>TOTAL STATE SOURCES OF REVENUES</b>	<b>988.37</b>	<b>673.86</b>	<b>0.00</b>
<b>FEDERAL SOURCES OF REVENUES:</b>			
4000 Federal Sources of Revenue:			
4120 FEMA-Federal Emergency Management Act		203,277.71	0.00
4595 ARRA-College Alliance			
4820 Carl Perkins Voc & Applied Tech Act			
4821 MSC Carl Perkins Post Secondary			
4828 Tech Centers That Work			
4830 Other Federal Vocational Aid			
4870 Federal Student Financial Aids			
4813 TANF			
<b>TOTAL FEDERAL SOURCES OF REVENUES</b>	<b>0.00</b>	<b>203,277.71</b>	<b>0.00</b>
5000 Non-Revenue Receipts:			
5112 Proceeds From Sale of Bond			
<b>TOTAL REVENUE</b>	<b>2,926,089.34</b>	<b>3,240,377.30</b>	<b>2,735,939.10</b>
Fund Balance	2,968,600.45	897,965.13	2,037,238.64
6130 Prior Year Lapsed Appropriations	21,161.35	2,809,049.70	0.00
6200 Transfer of Funds			0.00
<b>TOTAL ALL SOURCES</b>	<b>5,912,851.14</b>	<b>6,947,392.13</b>	<b>4,773,177.74</b>

**SOUTHERN OKLAHOMA TECHNOLOGY CENTER - DISTRICT 20  
EXPENDITURE SUMMARY**

<u>BUILDING FUND (21)</u>	<u>EXPENDITURES FY 2017-2018</u>	<u>ESTIMATED EXPENDITURES FY 2018-2019</u>	<u>PROPOSED BUDGET FY 2019-2020</u>
1000 INSTRUCTION:	-	-	0.00
1500 CLIENT BASED PROGRAMS	-	-	0.00
1700 CAREER CLUSTERS	-	-	0.00
2000 SUPPORT SERVICES:			
2100 Support Services - Students	-	-	0.00
2200 Support Services - Instructional Staff	-	-	0.00
2300 Support Services - General Administration	-	-	0.00
2400 Support Services - School Administration	-	-	0.00
2500 Support Services - Business	184,787.32	253,927.64	221,663.00
2600 Operation & Maint of Plant Services	779,428.98	797,189.00	1,172,591.68
2700 Student Transportation Services	346,206.79	123,388.66	240,600.00
2800 Support Services - Central			0.00
2900 Support Services - Other			
<b>TOTAL SUPPORT SERVICES</b>	<b>1,310,403.09</b>	<b>1,174,505.30</b>	<b>1,634,654.68</b>
3000 OPERATION OF NON-INSTRUCTION SERVICES:			
3100 Child Nutrition Programs Operations		-	
3200 Other Enterprise Service Operations	-	-	0.00
3300 Community Service Operations		-	0.00
<b>TOTAL OPERATION OF NON-INSTRUCTIONAL SERVICES</b>	<b>0.00</b>		<b>0.00</b>
4000 FACILITIES ACQUISITION AND CONSTRUCTION SERVICES:			
4200 Land Acquisition Services	-	-	-
4300 Site Improvement Services	-	-	-
4400 Architecture and Engineering Services	214,182.33	177,267.24	187,000.00
4600 Building Acquisition and Construction	-	-	-
4700 Building Improvement Services	716,468.78	3,558,380.32	1,650,000.00
4900 Contingency			
<b>TOTAL FACIL ACQ &amp; CONST SERV</b>	<b>930,651.11</b>	<b>3,735,647.56</b>	<b>1,837,000.00</b>
5000 OTHER OUTLAYS:			
6100 Debt Service			
5200 Reimbursements			
5300 Clearing Account			
5600 Correcting Entry			
5800 Reserve for Contingency			
5900 Reserve for Under - Collection			
Cash Forward			
<b>TOTAL OTHER OUTLAYS</b>			<b>0.00</b>
7400 Non-Program Charges			
Non-Program Charges			
7999 Contingency			1,301,523.06
<b>TOTAL USES</b>	<b>2,241,054.20</b>	<b>4,910,152.86</b>	<b>4,773,177.74</b>

**GIFTS & ENDOWMENTS FUND  
(EXPENDABLE TRUST AND AGENCY)**

**FISCAL YEAR 2019-2020**

**SOUTHERN OKLAHOMA TECHNOLOGY CENTER - DISTRICT 20  
REVENUE SUMMARY**

<u>EXPENDABLE TRUST (80 &amp; 81)</u>	<u>REVENUES FY 2017-2018</u>	<u>ESTIMATED REVENUES FY 2018-2019</u>	<u>ESTIMATED REVENUE FY 2019-2020</u>
<b>LOCAL SOURCES OF REVENUES:</b>			
1000 District Sources of Revenue:			
1110 Ad valorem Tax Levy (current)			
1120 Ad Valorem Tax Levy (prior)			
1130 Revenue In Lieu of Taxes			
1200 Tuition and Fees			
1300 Earnings on Investments & Bond Sales	1,204.67	22,698.80	0.00
1400 Rentals, Disposals and Commissions	-	-	0.00
1500 Reimbursements	-	-	
1600 Other Sources of Local Revenue	160,081.23	171,065.82	0.00
<b>TOTAL LOCAL SOURCES OF REVENUE</b>	<b>161,285.90</b>	<b>193,764.62</b>	<b>0.00</b>
<b>STATE SOURCES OF REVENUES:</b>			
3000 State Sources of Revenue:			
3100 Dedicated Revenues			
3160 Farm Implement Tax Stamps			
3892 Education Lottery			
3810 Formula Operations			
3852 TANF			
3814 National Board Certified (CTE)			
3833 BIS Training (Industry Specific/Safety)			
3890 Okla Highway Safety (Motorcycle Education)			
3840 Adult Training			
3848 Safety Grant		0	
3860 Other State Vocational Aid			
3880 Dropout Recovery			
3800 Total State Vocational Programs	-	-	0.00
<b>TOTAL STATE SOURCES OF REVENUES</b>	<b>0.00</b>	<b>0.00</b>	<b>0.00</b>
<b>FEDERAL SOURCES OF REVENUES:</b>			
4000 Federal Sources of Revenue:			
4120 FEMA-Federal Emergency Management Act			
4595 ARRA-College Alliance			
4820 Carl Perkins Voc & Applied Tech Act			
4821 MSC Carl Perkins Post Secondary			
4828 Tech Centers That Work			
4830 Other Federal Vocational Aid	0.00	0.00	0.00
4870 Federal Student Financial Aids			
4813 TANF			
<b>TOTAL FEDERAL SOURCES OF REVENUES</b>	<b>0.00</b>	<b>0.00</b>	<b>0.00</b>
5000 Non-Revenue Receipts:			
5112 Proceeds From Sale of Bond			
<b>TOTAL REVENUE</b>	<b>161,285.90</b>	<b>193,764.62</b>	<b>0.00</b>
Fund Balance	1,899,160.92	1,859,882.82	1,883,767.05
6130 Prior Year Lapsed Appropriations	63.45	34,975.00	0.00
6200 Transfer of Funds		0.00	0.00
<b>TOTAL ALL SOURCES</b>	<b>2,060,500.27</b>	<b>2,088,622.44</b>	<b>1,883,767.05</b>

**SOUTHERN OKLAHOMA TECHNOLOGY CENTER - DISTRICT 20  
EXPENDITURE SUMMARY**

<u>EXPENDABLE TRUST (80 &amp; 81)</u>	<u>EXPENDITURES FY 2017-2018</u>	<u>ESTIMATED EXPENDITURES FY 2018-2019</u>	<u>PROPOSED BUDGET FY 2019-2020</u>
1000 INSTRUCTION:			0.00
1500 CLIENT BASED PROGRAMS			0.00
1700 CAREER CLUSTERS			0.00
			0.00
2000 SUPPORT SERVICES:			
2100 Support Services - Students			0.00
2200 Support Services - Instructional Staff			0.00
2300 Support Services - General Administration	74,043.45	74,693.15	88,800.00
2400 Support Services - School Administration	89,669.85	69,140.03	0.00
2500 Support Services - Business	5,891.60	6,022.21	12,050.00
2600 Operation & Maint of Plant Services	178,344.26		0.00
2700 Student Transportation Services			0.00
2800 Support Services - Central			0.00
2900 Support Services - Other			0.00
<b>TOTAL SUPPORT SERVICES</b>	<b>347,949.16</b>	<b>149,855.39</b>	<b>100,850.00</b>
3000 OPERATION OF NON-INSTRUCTION SERVICES:			
3100 Child Nutrition Programs Operations			
3200 Other Enterprise Service Operations			
3300 Community Service Operations			0.00
<b>TOTAL OPERATION OF NON-INSTRUCTIONAL SERVICES</b>			<b>0.00</b>
4000 FACILITIES ACQUISITION AND CONSTRUCTION SERVICES:			
4200 Land Acquisition Services	527,099.41	55,000.00	0.00
4300 Site Improvement Services			0.00
4400 Architecture and Engineering Services	-	-	0.00
4600 Building Acquisition and Construction	-	-	0.00
4700 Building Improvement Services			0.00
4900 Contingency			
<b>TOTAL FACIL ACQ &amp; CONST SERV</b>	<b>527,099.41</b>	<b>55,000.00</b>	<b>0.00</b>
5000 OTHER OUTLAYS:			
5100 Debt Service			
5200 Reimbursements			
5300 Clearing Account			
5600 Correcting Entry			
5800 Reserve for Contingency			
5900 Reserve for Under - Collection Cash Forward			
<b>TOTAL OTHER OUTLAYS</b>			<b>0.00</b>
7200 Student Aid			0.00
7900 Non-Program Charges			
7999 Contingency			1,782,917.05
<b>TOTAL USES</b>	<b>875,048.57</b>	<b>204,855.39</b>	<b>1,883,767.05</b>

**SINKING FUND**

**FISCAL YEAR 2019-2020**

**SOUTHERN OKLAHOMA TECHNOLOGY CENTER - DISTRICT 20  
REVENUE SUMMARY**

<u>SINKING FUND (41)</u>	<u>REVENUES FY 2017-2018</u>	<u>ESTIMATED REVENUES FY 2018-2019</u>	<u>ESTIMATED REVENUE FY 2019-2020</u>
<b>LOCAL SOURCES OF REVENUES:</b>			
1000 District Sources of Revenue:			
1110 Ad valorem Tax Levy (current)		0.00	0.00
1120 Ad Valorem Tax Levy (prior)	1,807.14	0.00	0.00
1130 Revenue In Lieu of Taxes		0.00	
1200 Tuition and Fees			
1300 Earnings on Investments & Bond Sales		-	
1400 Rentals, Disposals and Commissions			
1500 Reimbursements			
1600 Other Sources of Local Revenue	-	-	0.00
<b>TOTAL LOCAL SOURCES OF REVENUE</b>	<b>1,807.14</b>	<b>0.00</b>	<b>0.00</b>
<b>STATE SOURCES OF REVENUES:</b>			
3000 State Sources of Revenue:			
3100 Dedicated Revenues			
3160 Farm Implement Tax Stamps			
3892 Education Lottery			
3810 Formula Operations			
3852 TANF			
3814 National Board Certified (CTE)			
3833 BIS Training (Industry Specific/Safety)			
3690 Okla Highway Safety (Motorcycle Education)			
3840 Adult Training			
3848 Safety Grant		0	
3860 Other State Vocational Aid			
3880 Dropout Recovery			
3800 Total State Vocational Programs	-	-	0.00
<b>TOTAL STATE SOURCES OF REVENUES</b>	<b>0.00</b>	<b>0.00</b>	<b>0.00</b>
<b>FEDERAL SOURCES OF REVENUES:</b>			
4000 Federal Sources of Revenue:			
4120 FEMA-Federal Emergency Management Act			
4595 ARRA-College Alliance			
4820 Carl Perkins Voc & Applied Tech Act			
4821 MSC Carl Perkins Post Secondary			
4828 Tech Centers That Work			
4830 Other Federal Vocational Aid			0.00
4870 Federal Student Financial Aids			
4613 TANF			
<b>TOTAL FEDERAL SOURCES OF REVENUES</b>	<b>0.00</b>	<b>0.00</b>	<b>0.00</b>
5000 Non-Revenue Receipts:			
5112 Proceeds From Sale of Bond			
<b>TOTAL REVENUE</b>	<b>1,807.14</b>	<b>0.00</b>	<b>0.00</b>
Fund Balance	90,233.59	0.00	0.00
6130 Prior Year Lapsed Appropriations			0.00
6200 Transfer of Funds	-92,040.73	0.00	0.00
<b>TOTAL ALL SOURCES</b>	<b>0.00</b>	<b>0.00</b>	<b>0.00</b>



SOUTHERN OKLAHOMA TECHNOLOGY CENTER - DISTRICT 20  
EXPENDITURE SUMMARY

<u>SINKING FUND (41)</u>	<u>EXPENDITURES</u> <u>FY 2017-2018</u>	<u>ESTIMATED</u> <u>EXPENDITURES</u> <u>FY 2018-2019</u>	<u>PROPOSED</u> <u>BUDGET</u> <u>FY 2019-2020</u>
1000 INSTRUCTION:			
1500 CLIENT BASED PROGRAMS			0.00
1700 CAREER CLUSTERS			
2000 SUPPORT SERVICES:			
2100 Support Services - Students			
2200 Support Services - Instructional Staff			0.00
2300 Support Services - General Administration			
2400 Support Services - School Administration			
2500 Support Services - Business			
2600 Operation & Maint of Plant Services			
2700 Student Transportation Services			0.00
2800 Support Services - Central			0.00
2900 Support Services - Other			0.00
TOTAL SUPPORT SERVICES	0.00	0.00	0.00
3000 OPERATION OF NON-INSTRUCTION SERVICES:			
3100 Child Nutrition Programs Operations			
3200 Other Enterprise Service Operations			
3300 Community Service Operations			
TOTAL OPERATION OF NON-INSTRUCTIONAL SERVICES			0.00
4000 FACILITIES ACQUISITION AND CONSTRUCTION SERVICES:			
4200 Land Acquisition Services			
4300 Site Improvement Services			0.00
4400 Architecture and Engineering Services			
4600 Building Acquisition and Construction			
4700 Building Improvement Services			
4800 Contingency			
TOTAL FACIL ACQ & CONST SERV	0.00	0.00	0.00
5000 OTHER OUTLAYS:			
5100 Debt Service	0.00	0.00	0.00
5200 Reimbursements			
5300 Clearing Account			
5600 Correcting Entry			
5800 Reserve for Contingency			
5900 Reserve for Under - Collection			0.00
Cash Forward			
TOTAL OTHER OUTLAYS	0.00	0.00	0.00
7200 Student Aid			0.00
7900 Non-Program Charges			0.00
7999 Contingency	-		0.00
TOTAL USES	0.00	0.00	0.00


**SOUTHERN OKLAHOMA TECHNOLOGY CENTER**  
2610 Sam Noble Parkway  
Ardmore, OK 73401-2100  
(405)223-2070


**ADOPTION OF SCHOOL DISTRICT BUDGET**


STATE OF OKLAHOMA, COUNTY OF CARTER.

We, the undersigned members of the SOUTHERN OKLAHOMA TECHNOLOGY CENTER District VT-20, Board of Education of said County and State, do hereby certify that we have adopted the SOUTHERN OKLAHOMA TECHNOLOGY CENTER District VT-20, Budget Financing Plan, as is herewith presented JUNE 13, 2019

  
Robert Thomason, President

  
Dana Gossvener, Vice President

  
Georganne Westfall, Member

  
Richard Chadwick, Member

ATTEST:

  
Bill Coleman, Clerk, Board of Education

**CERTIFICATE OF EXCISE BOARD**  
**FISCAL YEAR 2019-2020**

## **ESTIMATE OF NEEDS**

**LEVY SHEET**